


Futurelight

LIGHTING SYSTEMS MADE IN EUROPE

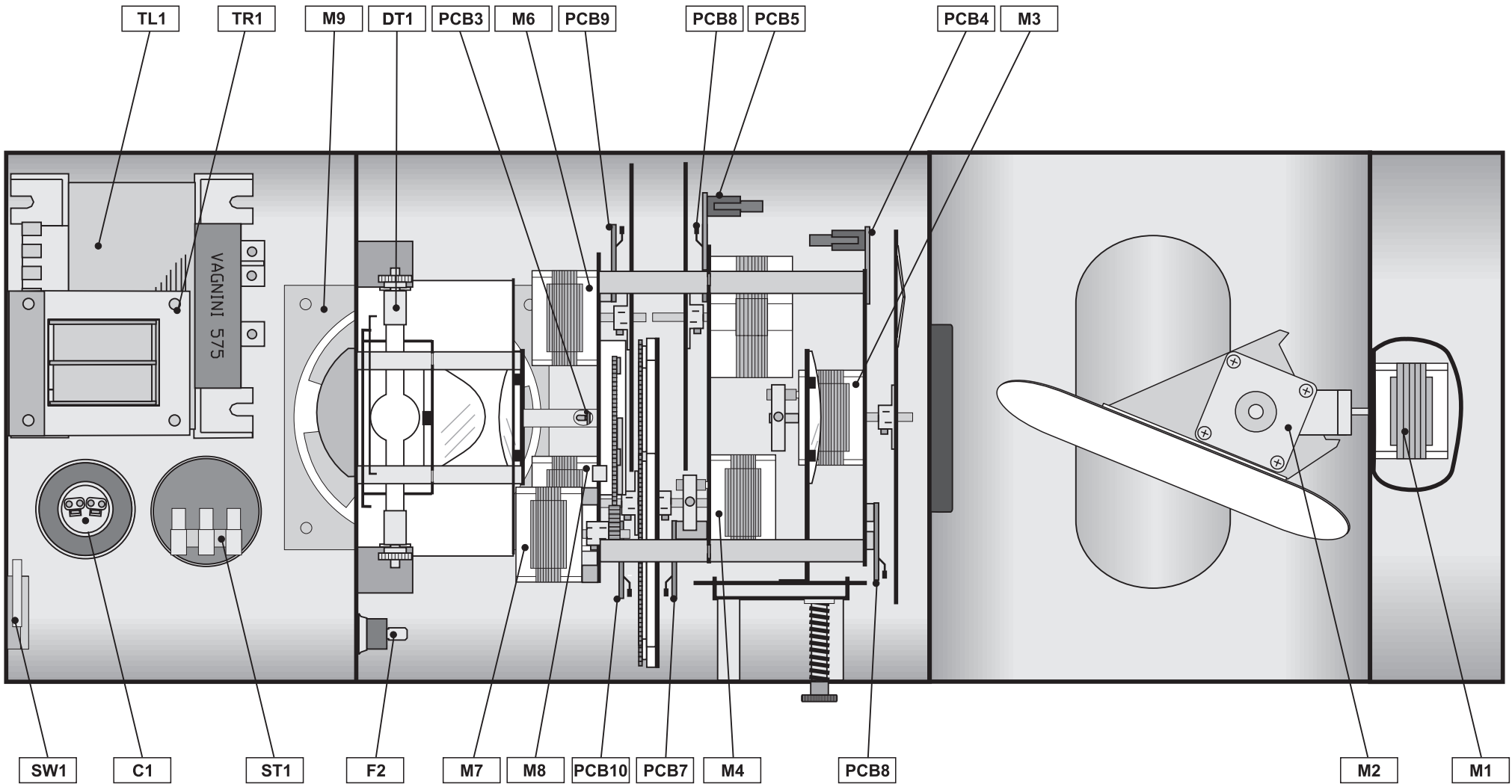
Service manual

Scan

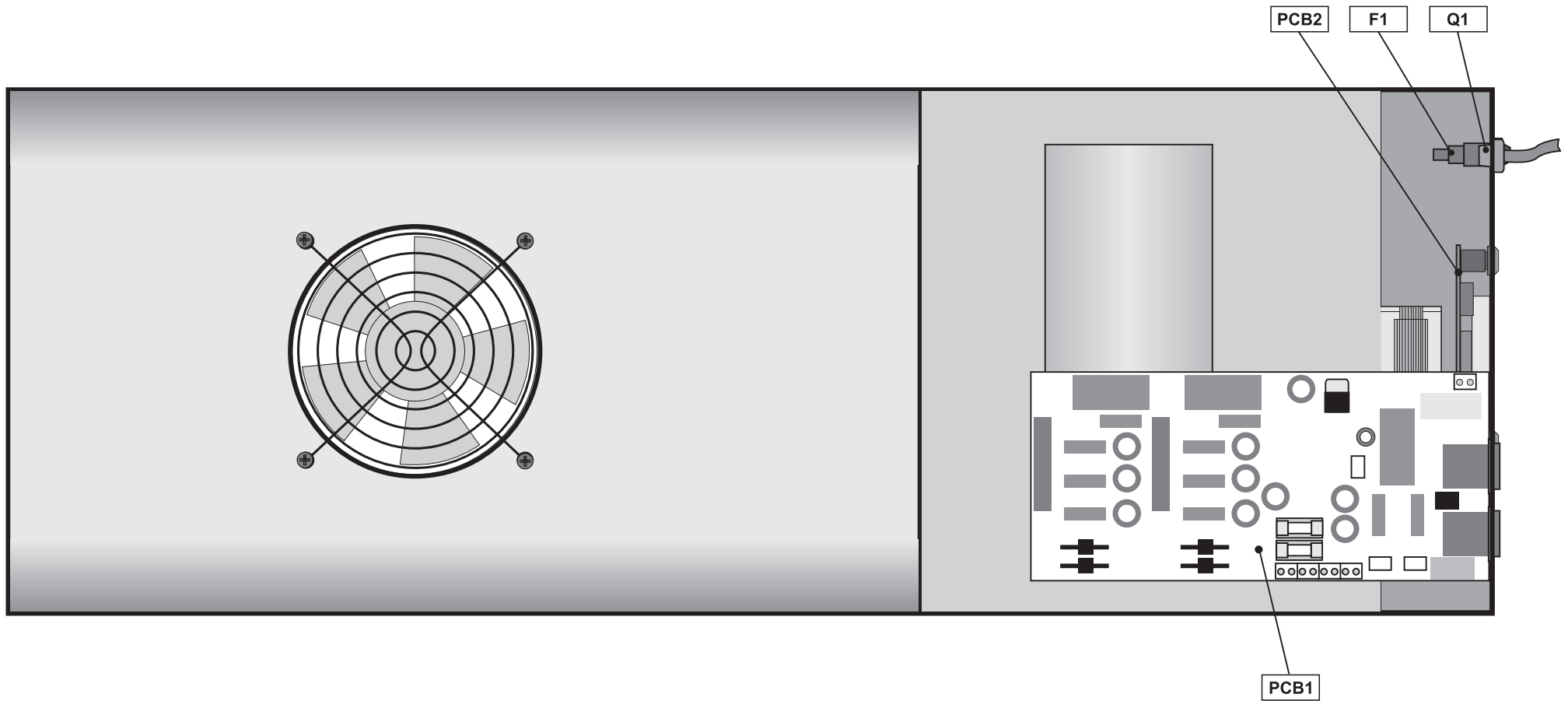
SC - 740



List documents for scan SC - 740		
POS.	NAME	DOCUMENT No.:
1	LOCATION OF EL. PARTS No:1	E01.0/98
2	LIST OF MATERIALS FOR SCANSC-740	
3	WIRING DIAGRAM FOR SCAN SC-740	
4	LIST OF MATERIALS FOR PCB SC 740	
5	WIRING DIAGRAM FOR PCB SC 740	
6	LIST OF MATERIALS FOR PCB Num. Disp SMD V 2	
7	WIRING DIAGRAM FOR PCB Num. Disp. SMD V 2	
8	LIST OF PROGRAMS SC-740	
List of spare parts for scan SC - 740		
POS.	NAME	DOCUMENT No.:
1	LOCATION OF MECH. PARTS	00.0/98
2	TOP PANEL	01.0/98
3	FRONT COVER	02.0/98
4	REAR COVER	03.0/98
5	MOUNTING BRACKET	04.0/98
6	LAMPHOLDER HMI 575	05.0/98
7	HEAD SHIELD	06.0/98
8	ASPHERICAL LENS - CONDENSOR 1 MODUL	07.0/98
9	FAN SHIELD	08.0/98
10	LENS - CONDENSOR 2 MODUL	09.0/98
11	IRIS MODUL	10.0/98
12	COLOR UNIT PLATE	11.0/98
13	FOCUS DEVICE	12.0/98
14	FOCUS ADJUSTING PARTS	13.0/98
15	EFFECT UNIT PLATE	14.0/98
16	OUTPUT LENS HOLDER STAND. WIDE	15.0/98
17	GOBO WHEEL	16.0/98
18	ROTATION GOBO WHEEL	17.0/98
19	COLOR WHEEL	18.0/98
20	EFFECT WHEEL	19.0/98
21	MIRROR HOLDER	20.0/98
22	STEPPER MOTOR DUMPER DEVICE	21.0/98
23	ROTATING GOBO GEAR	22.0/98
24	ROTATING IRIS GEAR	23.0/98
25	SPACERS	24.0/98
26	UNIT HOLDING RODS	25.0/98



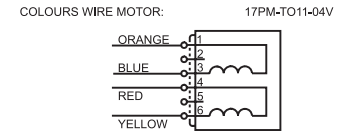
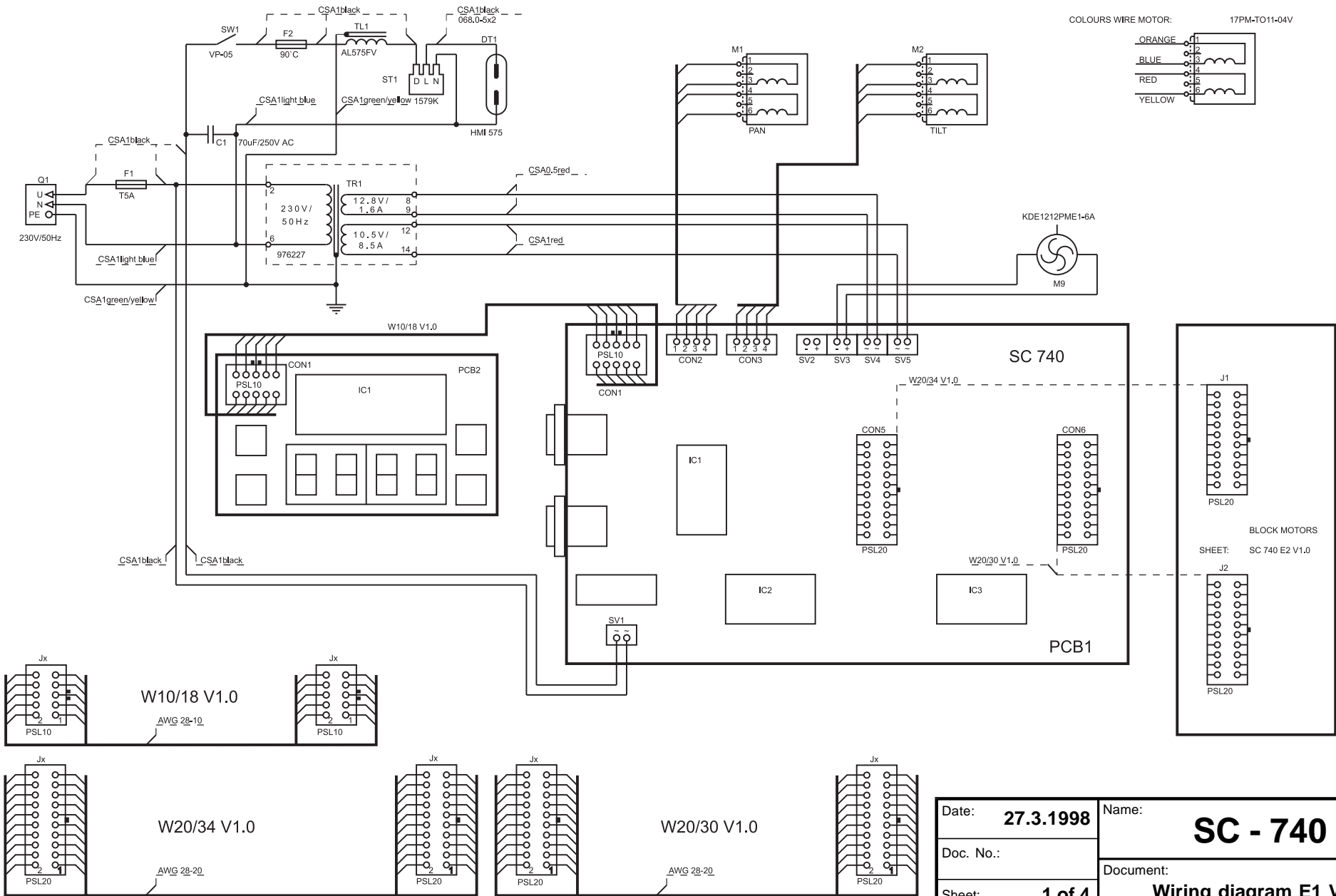
Date:	27.3.1998	Name:	SC - 740
Doc. No.:	E01.0/98	Document:	
Sheet:			



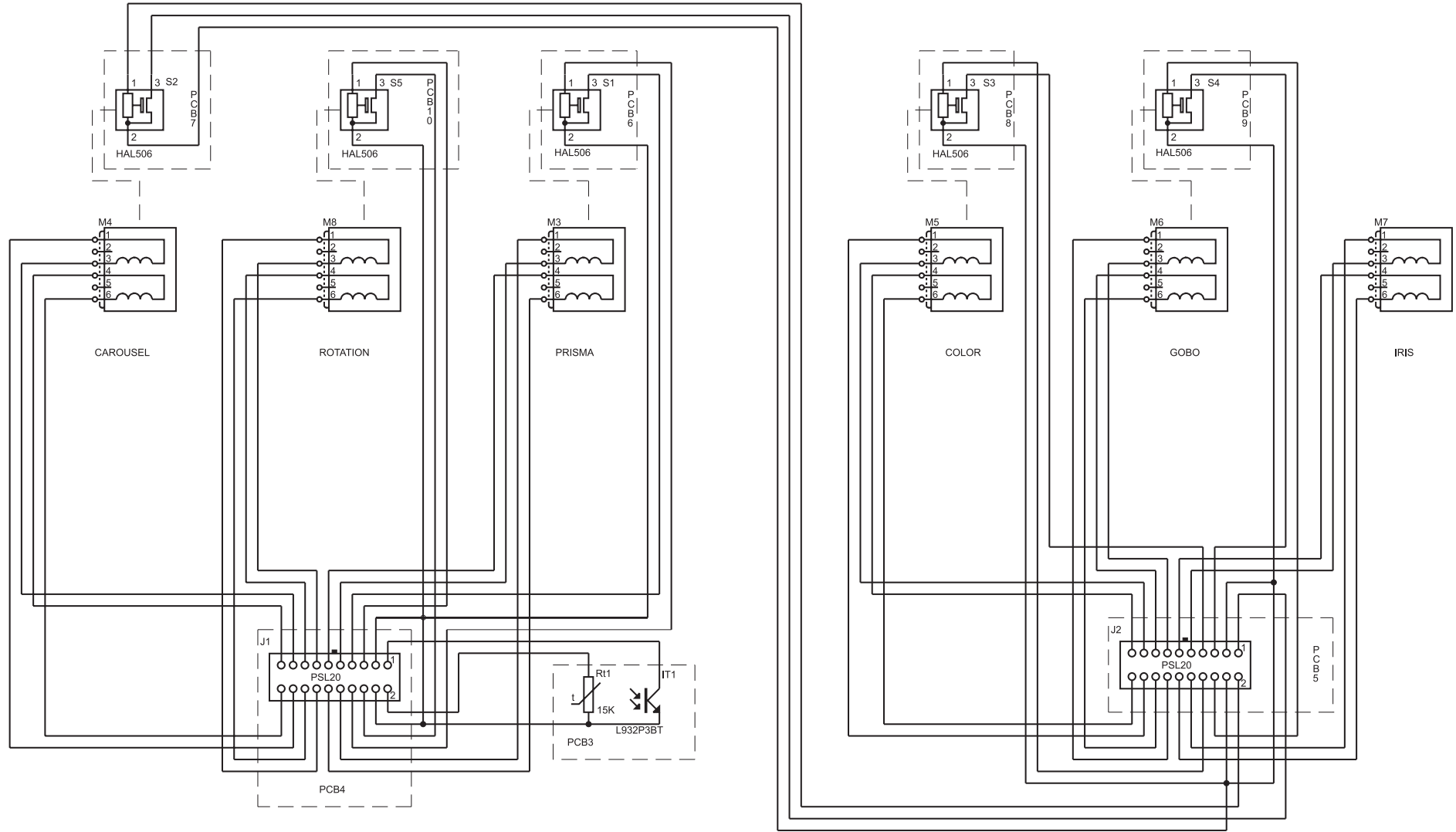
Date: 27.3.1998	Name: SC - 740
Doc. No.: E02.0/98	Document: Location of el. parts 2
Sheet:	

27.3.1998		List of materials for SC - 740			Document No.: 1/2	
POS.	ARTICAL	TYPE	DESCRIPTION	Q'TY	SPARE PARTS No.	
1	Q1	863109 1-56/1.5	NON-DETACHABLE CORD "FLEXO"	1	E	
2	SW1	VMN-10,10A	SWITCH	1	E	
3	F2	T5A	FUSE	1	E	
4		PTF55	FUSE HOLDER	1	E	
5	F3	US-602SXQR	THERMAL FUSE 90°C	1	E	
6	TL1	AL575FV	BALLAST	1	E	
7	ST1	1579K	STARTER	1	E	
8	C1	70µF/250V AC	CAPACITOR	1	E	
9	TR1	9802331	TRANSFORMER	1	E	
10	DT1	HMI 575	METAL HALIDE LAMP	1	E	
11	M1	17PM-K011-04V	STEPPING MOTOR	2	E	
12	M2					
13	M3	17PM-K011-03V	STEPPING MOTOR	1	E	
14	M4	17PM-K011-04V	STEPPING MOTOR	5	E	
15	M5					
16	M6					
17	M7					
18	M8					
19	M9	KD 1209PTS1	FAN 12V/DC	1	E	
20	PCB1	SC 740 V.1/0	FILL PRINTED CIRCUIT BOARD	1	E	
21	PCB2	DISP SMD V2	FILL PRINTED CIRCUIT BOARD	1	E	
PCB 3					E	
22	IT1	L-932P3BT	INFRARED-TRANSISTOR	1		
23	Rt1	TER640 15K	THERMISTOR	1		
24		CNG2	PRINTED CIRCUIT BOARD	1		
PCB 4					E	
25	J1	PSL20	CONNECTOR	1		
26		PCB-2	PRINTED CIRCUIT BOARD	1		
PCB 5					E	
27	J2	PSL20	CONNECTOR	1		
28		PCB-2	PRINTED CIRCUIT BOARD	1		
PCB 6					E	
29	S1	HAL506UA-A	HALL EFFECT SENSOR	1		
30		MAG1	PRINTED CIRCUIT BOARD	1		
PCB 7					E	
31	S2	HAL506UA-A	HALL EFFECT SENSOR	1		
32		MAG1	PRINTED CIRCUIT BOARD	1		

27.3.1998		List of materials for SC - 740		Document No.: 2/2	
POS.	ARTICAL	TYPE	DESCRIPTION	Q'TY	SPARE PARTS No.
PCB 8					
33	S3	HAL506UA-A	HALL EFFECT SENSOR	1	
34		MAG1	PRINTED CIRCUIT BOARD	1	
PCB 9					
35	S4	HAL506UA-A	HALL EFFECT SENSOR	1	
36		MAG1	PRINTED CIRCUIT BOARD	1	
PCB 10					
37	S5	HAL506UA-A	HALL EFFECT SENSOR	1	
38		MAG1	PRINTED CIRCUIT BOARD	1	
CONNECTING CABLE : W10/18 V1.0					
39	Jx	PFL10	CONNECTOR	2	
40		AWG28-10	FLAT CABLE	0.18m	
CONNECTING CABLE : W20/30 V1.0					
41	Jx	PFL20	CONNECTOR	2	
42		AWG 28-20	FLAT CABLE	0.3m	
CONNECTING CABLE : W20/34 V1.0					
43	Jx	PFL20	CONNECTOR	2	
44		AWG28-20	FLAT CABLE	0.34m	
45		CSA 1black	WIRE	2.7m	
46		CSA 1light blue	WIRE	1.9m	
47		CSA 1green/yellow	WIRE	1.9m	
48		CSA1red	WIRE	1.8m	
49		CSA0.5red	WIRE	1.8m	
50		NTN5A	CABLE EYE	3	
51		141564	FLAT CONNECTOR	3	
52		146094	FLAT CONNECTOR	5	
53		041.0-5x0.5	INSULATING TUBE	0.05m	
54		041.0-3x0.5	INSULATING TUBE	0.04m	
55		068.0-4x0.5	INSULATING TUBE	0.05m	
56		068.0-5x0.5	INSULATING TUBE	0.25m	
57		068.0-5x2	INSULATING TUBE	0.35m	



Date:	27.3.1998	Name:	SC - 740
Doc. No.:		Document:	Wiring diagram E1 V1.0
Sheet:	1 of 4		

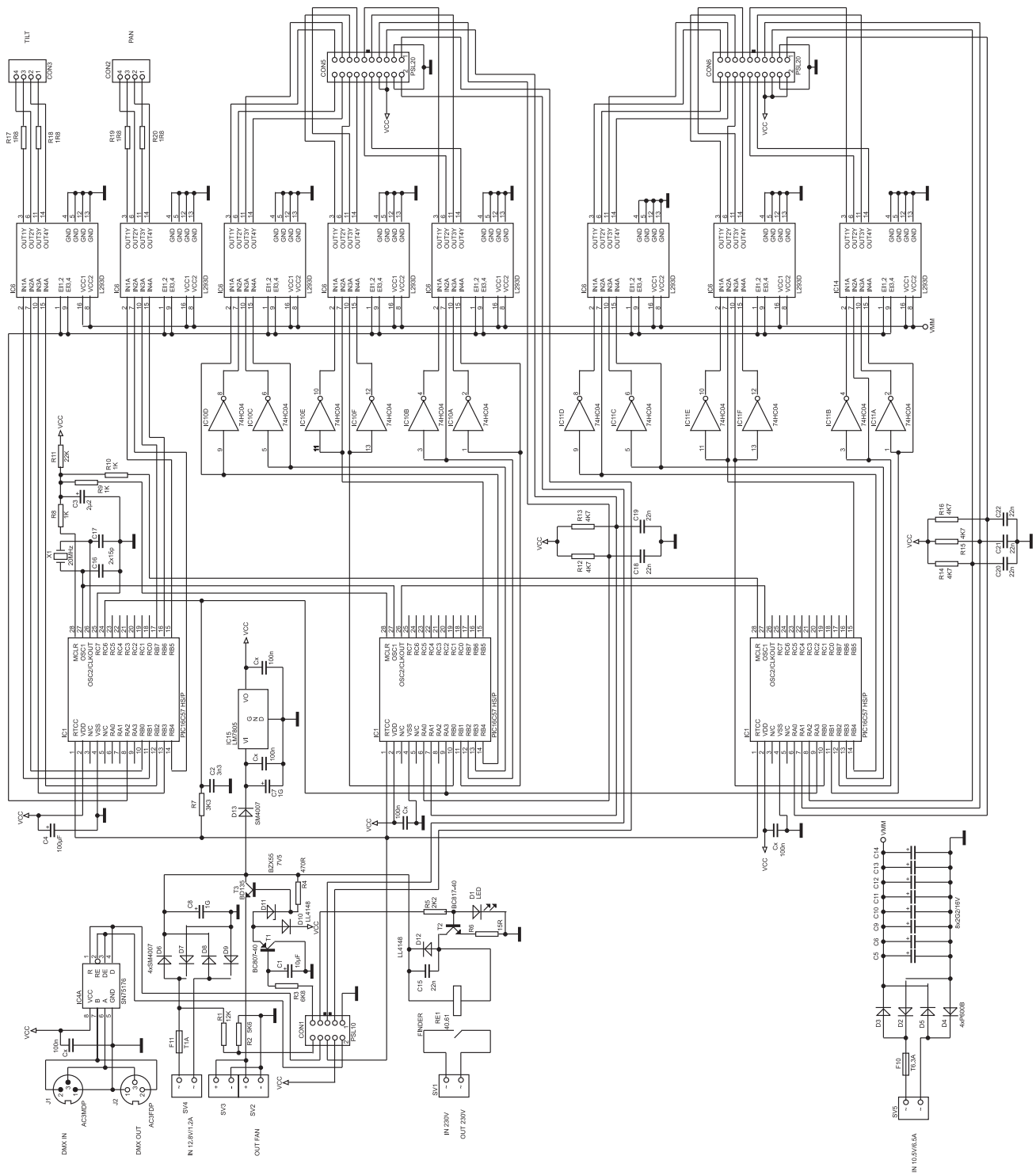


Date: 27.3.1998	Name: SC - 740
Doc. No.:	Document: Wiring diagram E2 V1.0
Sheet: 2 of 4	

27.3.1998		List of materials for PCB SC-740 V.1/0		Document No.: 1/2	
POS.	ARTICAL	TYPE	DESCRIPTION	Q'TY	SPARE PARTS No.
1	IC1	PIC 16C57 HS/P	MICROCONTROLLER	3	
2	IC2				
3	IC3				
4	IC4	SN75176	INTERCHANGE CIRCUIT	1	
5	IC5	L293D	MOTOR DRIVER	5	
6	IC6				
7	IC7				
8	IC8				
9	IC9				
10	IC10	74HC04	6xINVERTOR	2	
11	IC11				
12	IC12	L293D	MOTOR DRIVER	3	
13	IC13				
14	IC14				
15	IC15	LM7805	INTEGRATED VOLTAGE REGULATOR	1	
16	T1	BC807-40	TRANSISTOR PNP SMD	1	
17	T2	BC817-40	TRANSISTOR NPN SMD	1	
18	T3	BD135	TRANSISTOR NPN	1	
19	D1	L-53GR	LED DIODE	1	
20	D2	P600B	BRIDGE RECTIFIER	4	
21	D3				
22	D4				
23	D5				
24	D6				
25	D7	SM4007	RECTIFIER DIODE SMD	4	
26	D8				
27	D9				
28	D10				
29	D11	LL4148	DIODE SMD	1	
30	D12	BZX 55/7V5	VOLTAGE REGULATOR DIODE SMD	1	
31	D13	LL4148	DIODE SMD	1	
32	R1	12K	RESISTOR CP1206 SMD	1	
33	R2	5K6	RESISTOR CP1206 SMD	1	
34	R3	6K8	RESISTOR CP1206 SMD	1	
35	R4	470R	RESISTOR CP1206 SMD	1	
36	R5	2K2	RESISTOR CP1206 SMD	1	
37	R6	15R	RESISTOR CP1206 SMD	1	
38	R7	3K3	RESISTOR CP1206 SMD	1	
39	R8	1K	RESISTOR CP1206 SMD	3	
40	R9				
41	R10				
42	R11	22K	RESISTOR CP1206 SMD	1	
43	R12	4K7	RESISTOR CP1206 SMD	5	
44	R13				
45	R14				
46	R15				
47	R16				

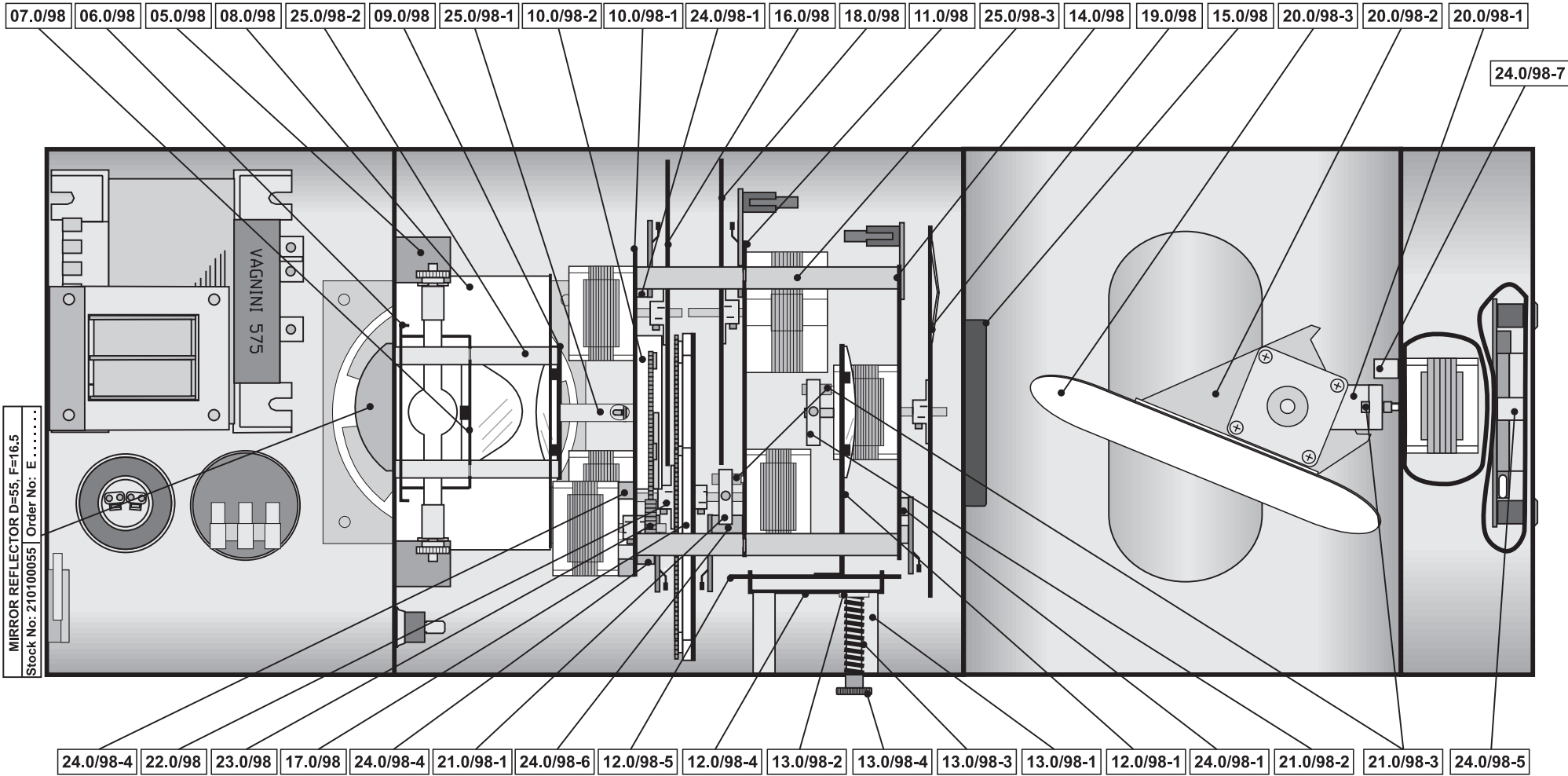
27.3.1998		List of materials for PCB SC-740 V.1/0		Document No.: 1/2	
POS.	ARTICAL	TYPE	DESCRIPTION	Q'TY	SPARE PARTS No.
48	R17	1R8	RESISTOR CP2010 SMD	4	
49	R18				
50	R19				
51	R20				
52	C1	10µF/35V	ELECTROLYTIC CAPACITOR "ELRA"	1	
53	C2	3n3	CAPACITOR C5432 SMD	1	
54	C3	2µ2/63V	ELECTROLYTIC CAPACITOR "ELRA"	1	
55	C4	100µF	ELECTROLYTIC CAPACITOR "ELRA"	1	
56	C5	2G2/16V	ELECTROLYTIC CAPACITOR "ELRA"	2	
57	C6				
58	C7	1G/25V	ELECTROLYTIC CAPACITOR "ELRA"	2	
59	C8				
60	C9	2G2/16V	ELECTROLYTIC CAPACITOR "ELRA"	6	
61	C10				
62	C11				
63	C12				
64	C13				
65	C14				
66	C15	22n	CAPACITOR C5432 SMD	1	
67	C16	15p	CAPACITOR C5415 SMD	2	
68	C17				
69	C18	22n	CAPACITOR C5432 SMD	5	
70	C19				
71	C20				
72	C21				
73	C22				
74	Cx	100n	CAPACITOR C5460 SMD	5	
75	X1	HC-49/U	CRYSTAL 20MHz	1	
76	RE1	40.61	RELE "FINDER"-16A/250V	1	
77	F10	T6.3A	FUSE	1	
78		DP02 P	FUSE HOLDER	2	
79	F11	T1A	FUSE	1	
80	CON1	PSL10	CONNECTOR	1	
81	CON2	PAW2.54	CONNECTOR	2	
82	CON3				
83	CON4	PSL20	CONNECTOR	2	
84	CON5				
85	SV1	ARK500/2	TERMINAL BOARD	5	
86	SV2				
87	SV3				
88	SV4				
89	SV5				
90	J1	AC3MDP	CONNECTOR	1	
91	J2	AC3FDP	CONNECTOR	1	
92	PCB	SC 740 V1.0	PRINTED CIRCUIT BOARD	1	

27.3.1998		List of programs for SC - 740			Document No.: 1/1	
POS.	ARTICAL	TYPE	DESCRIPTION	Q'TY	SPARE PARTS No.	
PCB1 - SC 740 V.1						
1	IC1	PIC 16C57 HS/P Microcontroller	SC740 V1.1 / IC1	1	E	
2	IC2	PIC 16C57 HS/P Microcontroller	SC740 V1.1 / IC2	1	E	
3	IC3	PIC 16C57 HS/P Microcontroller	SC740 V1.1 / IC3	1	E	
PCB2 - Num. Disp SMD V2						
1	IC1	PIC 17C43 Microcontroller	SC 740 DS V1.2 / IC1	1	E	
2	IC2	24C08 EEPROM	SC 740/E V1.1 / IC2	1	E	



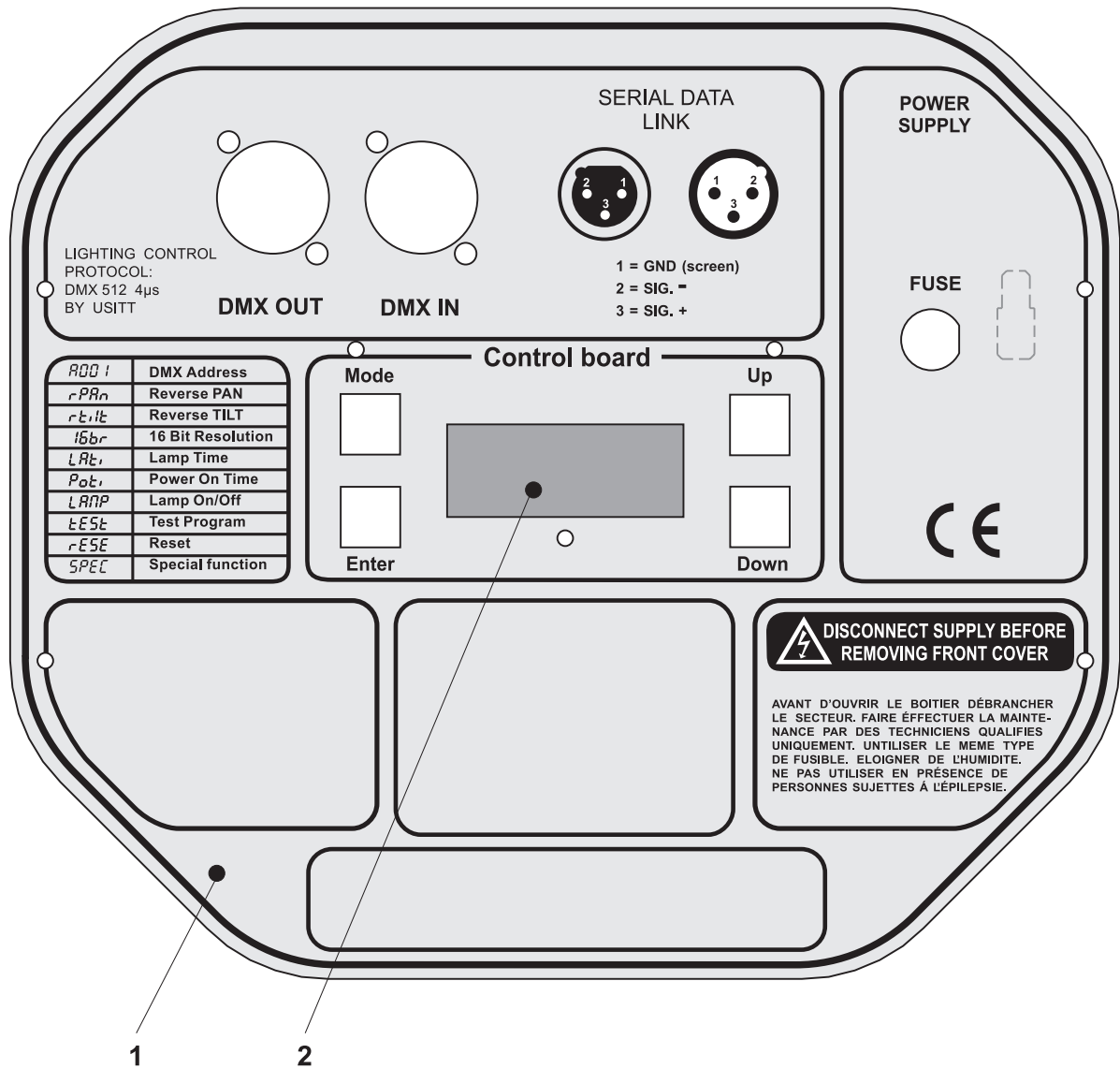
Date:	27.3.1998	Product:	SC - 740
Doc. No.:		Document:	Circuit diagram V.1/0
Sheet:	3 of 4		

27.3.1998		List of materials PCB Num. Disp. SMD V2		Document No.: 1/1	
POS.	ARTICAL	TYPE	DESCRIPTION	Q'TY	SPARE PARTS No.
1	IC1	PIC 17C43	MICROCONTROLLER	1	
2	IC2	24C08	EEPROM	1	
3	T1	BC807	TRANSISTOR PNP SMD	4	E
4	T2				
5	T3				
6	T4				
7	DP1	DA56-11EGA	DISPLAY	2	E
8	DP2				
9	R1	4K7	RESISTOR CR1206 SMD	1	
10	R2	1K	RESISTOR CR1206 SMD	1	
11	R3	4K7	RESISTOR CR1206 SMD	1	
12	R4	18K	RESISTOR CR1206 SMD	1	
13	R5	1K	RESISTOR CR1206 SMD	1	
14	R6	4K7	RESISTOR CR1206 SMD	2	
15	R7				
16	R8	220R	RESISTOR CR1206 SMD	8	
17	R9				
18	R10				
19	R11				
20	R12				
21	R13				
22	R14				
23	R15				
24	R16	1K	RESISTOR SMA0207	2	
25	R17				
26	R18	4K7	RESISTOR SMA0207	2	
27	R19				
28	R20	1K	RESISTOR SMA0207	1	
29	R21	18K	RESISTOR SMA0207	1	
30	R22	4K7	RESISTOR SMA0207	1	
31	C1	22n	CAPACITOR C5432 SMD	1	
32	C2	100µF	ELECTROLYTIC CAPACITOR "ELRA"	1	
33	C3	2µ2	ELECTROLYTIC CAPACITOR "ELRA"	1	
34	C4	15p	CAPACITOR C5415 SMD	2	
35	C5				
36	Cx	100n	CAPACITOR C5460 SMD	1	
37	X1	HC49/U	CRYSTAL16MHz	1	
38	S1	KEY500	SWITCH	4	E
39	S2				
40	S3				
41	S4				
42	J1	PSL10	CONNECTOR	1	
43	PCB	Num. Disp. SMD V2	PRINTED CIRCUIT BOARD	1	



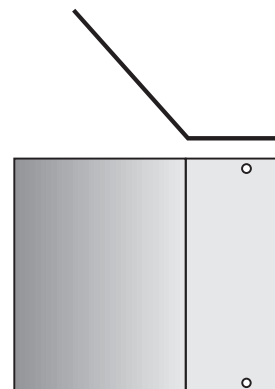
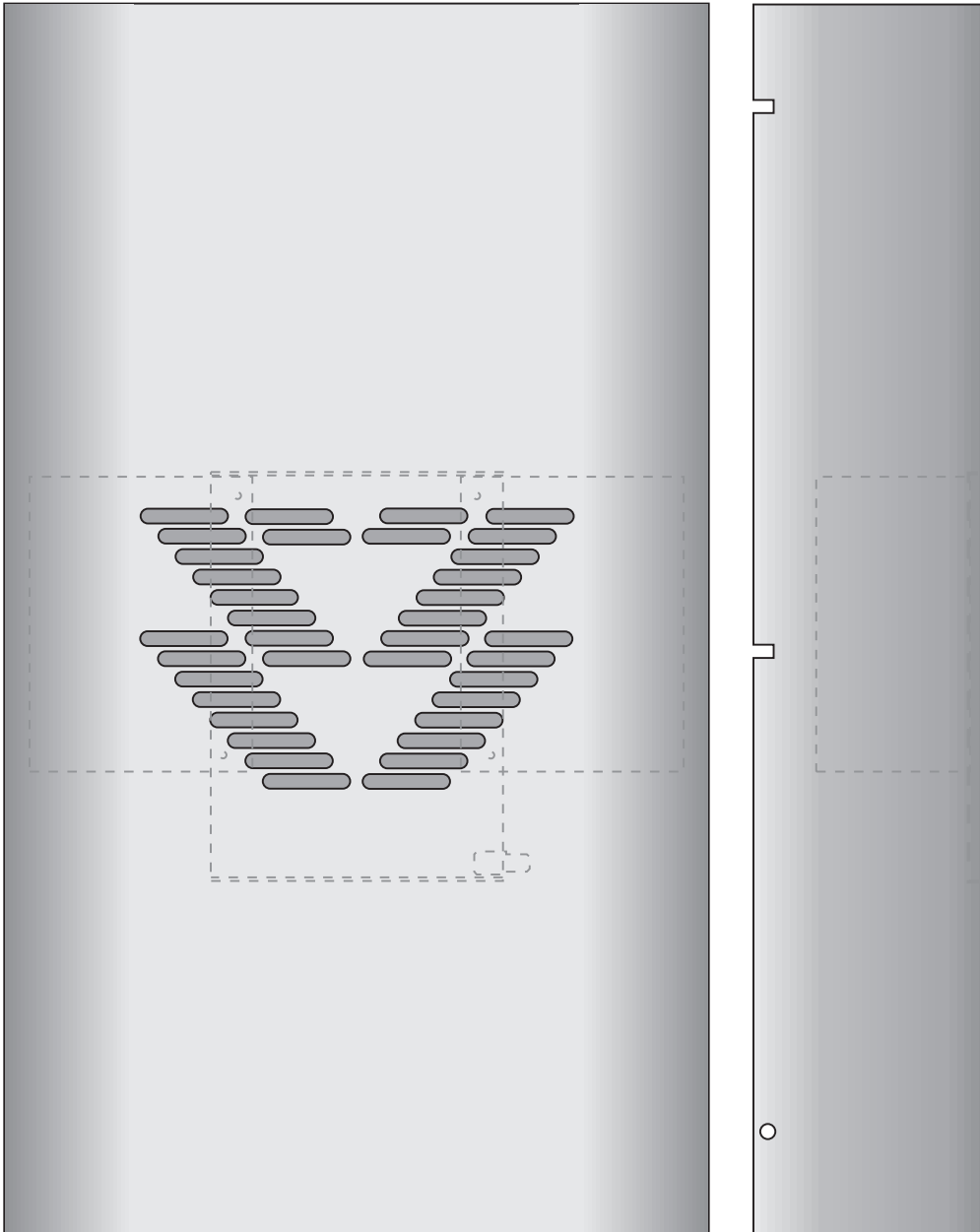
MIRROR REFLECTOR D=55, F=16,5
 Stock No: 210100055 | Order No: E

Date:	27.3.1998	Name:	SC - 740
Doc. No.:	00.0/98	Document:	
Sheet:			





Spare parts:

Description	Stock No.:	Order No.:	Date:	Product:
1 Top panel			27.3.1998	SC - 740
2 Display cover	780400205		Doc. No.: 01.0/98	
3			Sheet:	Document: Top panel
4				



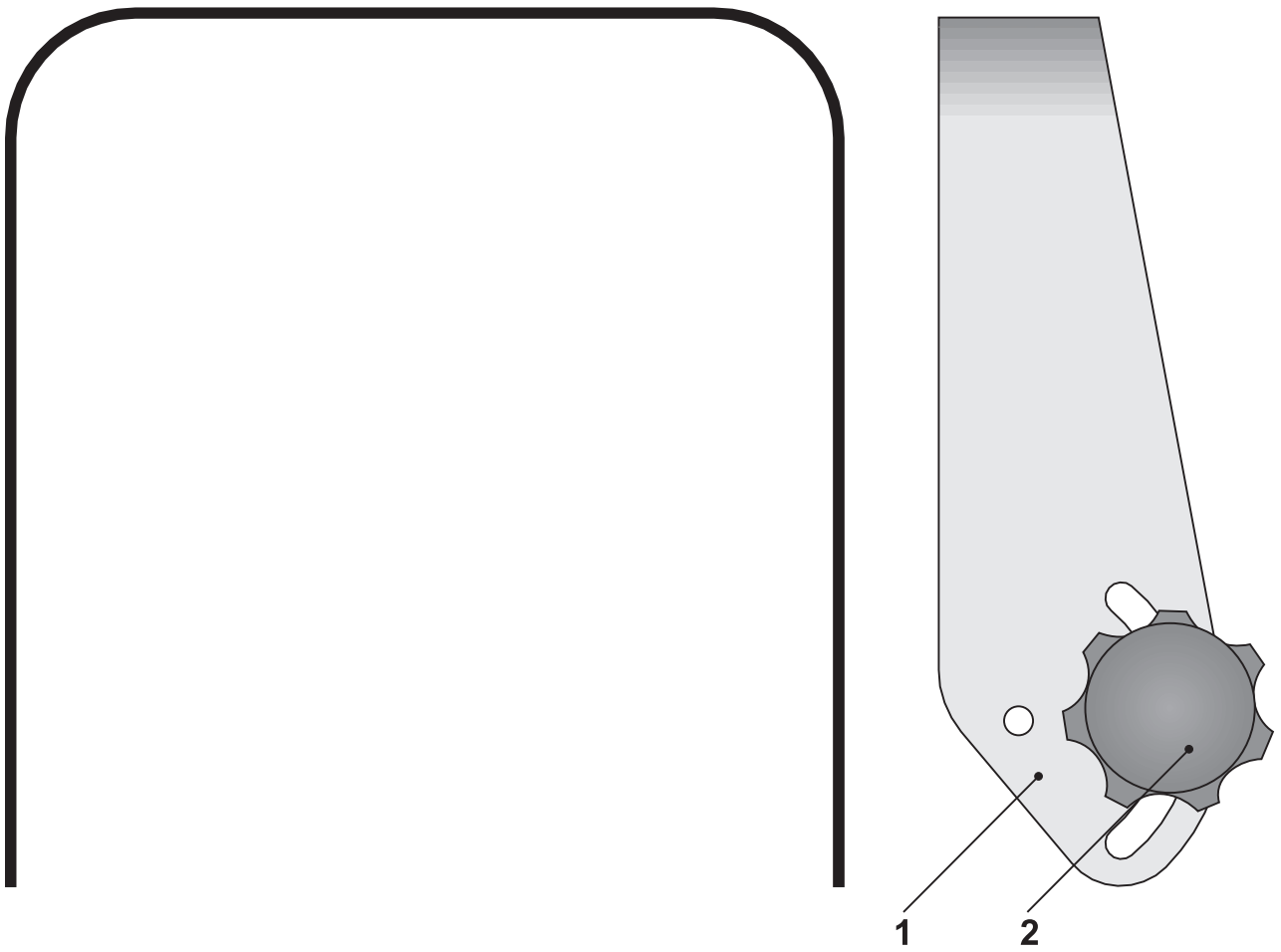
Spare parts:

	Description	Stock No.:	Order No.:	Date:	Product:
1	Front cover incl. shields			27.3.1998	SC - 740
2	Front cover			Doc. No.: 02.0/98	
3	Cover shield			Sheet:	Document: Front cover
4					



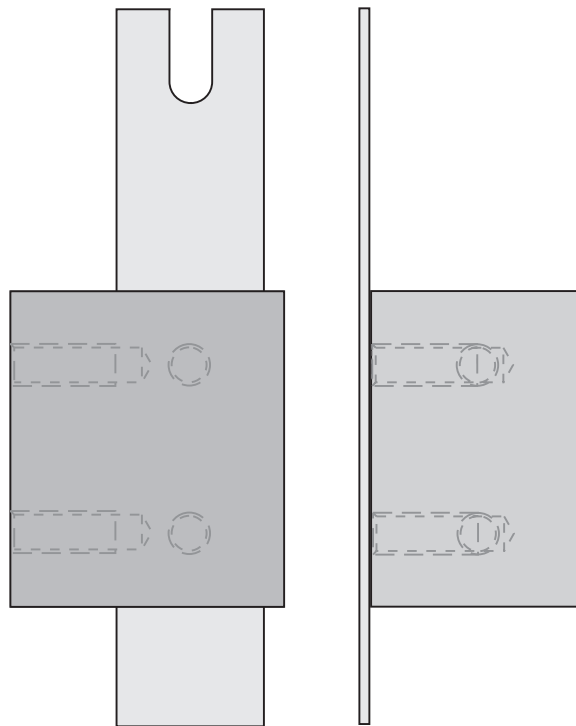
Spare parts:

	Description	Stock No.:	Order No.:	Date:	Product:
1	Rear cover			27.3.1998	SC - 740
2				Doc. No.: 03.0/98	
3				Sheet:	Document: Rear cover
4					



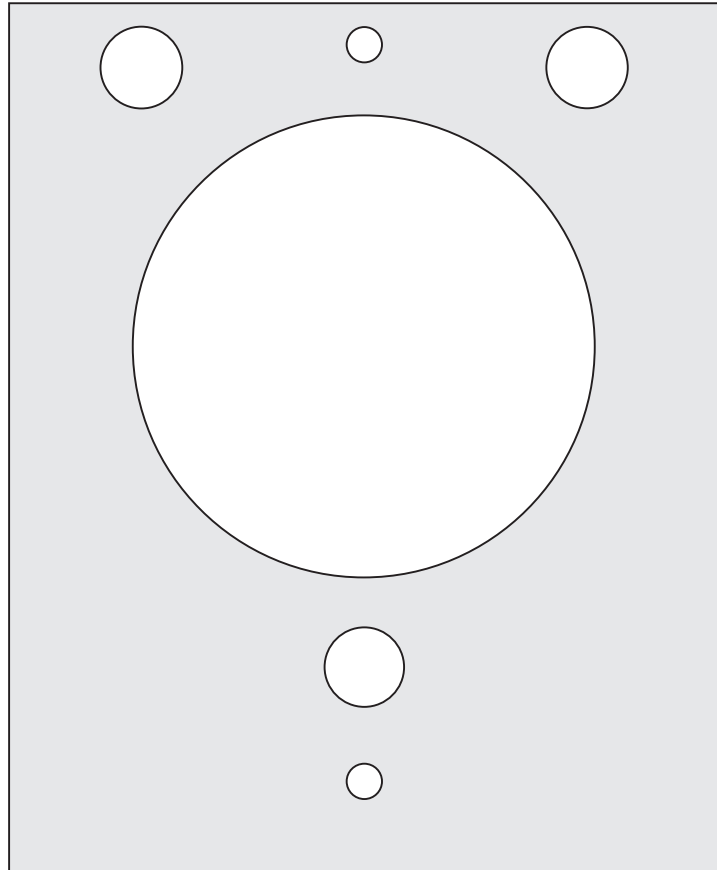
Spare parts:

	Description	Stock No.:	Order No:	Date:	Product:
1	Mounting bracket			27.3.1998	SC - 740
2	Knob nut	130200320		04.0/98	
3				Sheet:	Document:
4					Mounting bracket



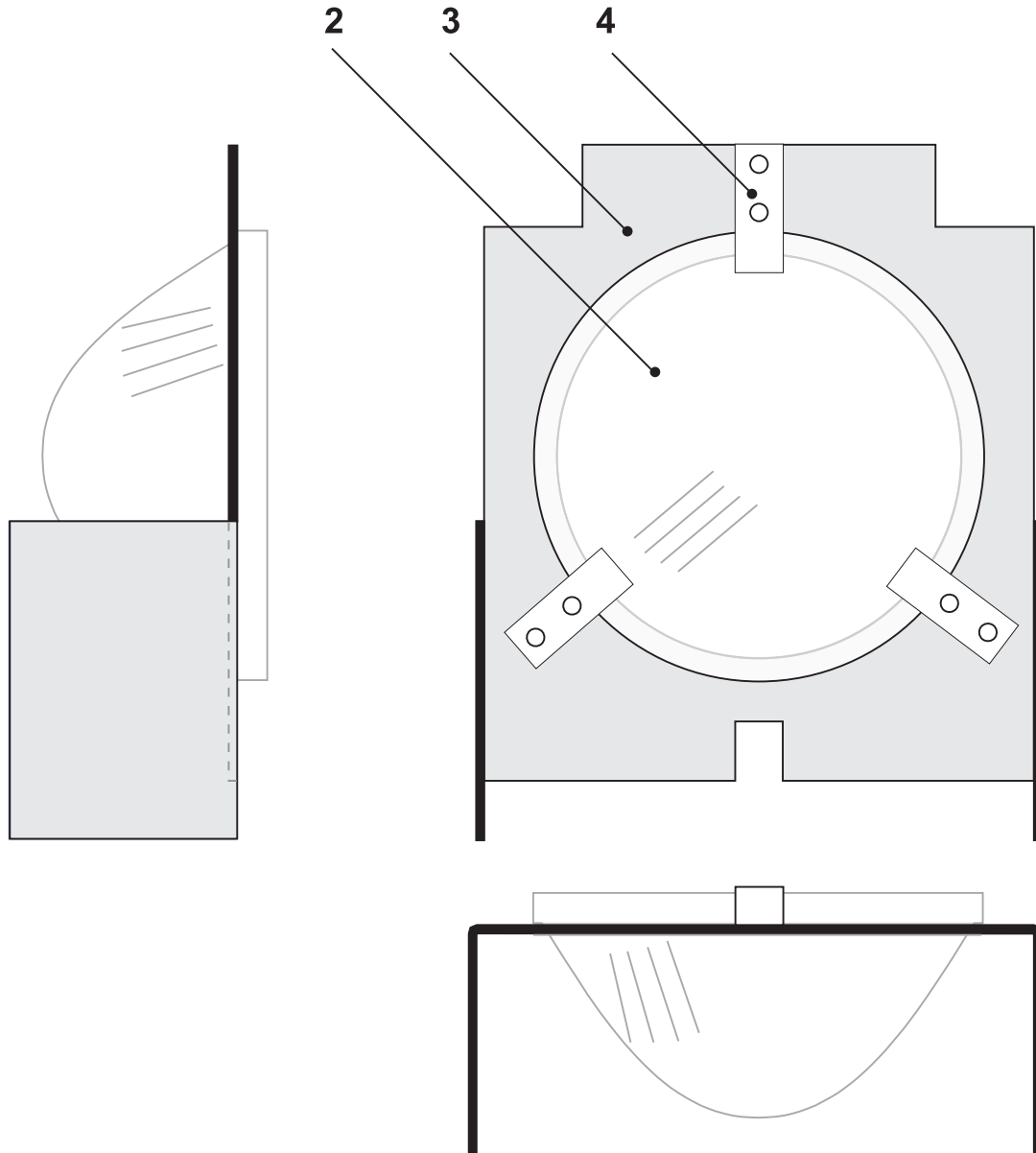
Spare parts:

	Description	Stock No.:	Order No.:	Date:	27.3.1998	Product:
1	Lamp holder HMI 575 - pair					SC - 740
2		360330510		Doc. No.:	05.0/98	
3						Document:
4				Sheet:		Lamp holder HMI 575



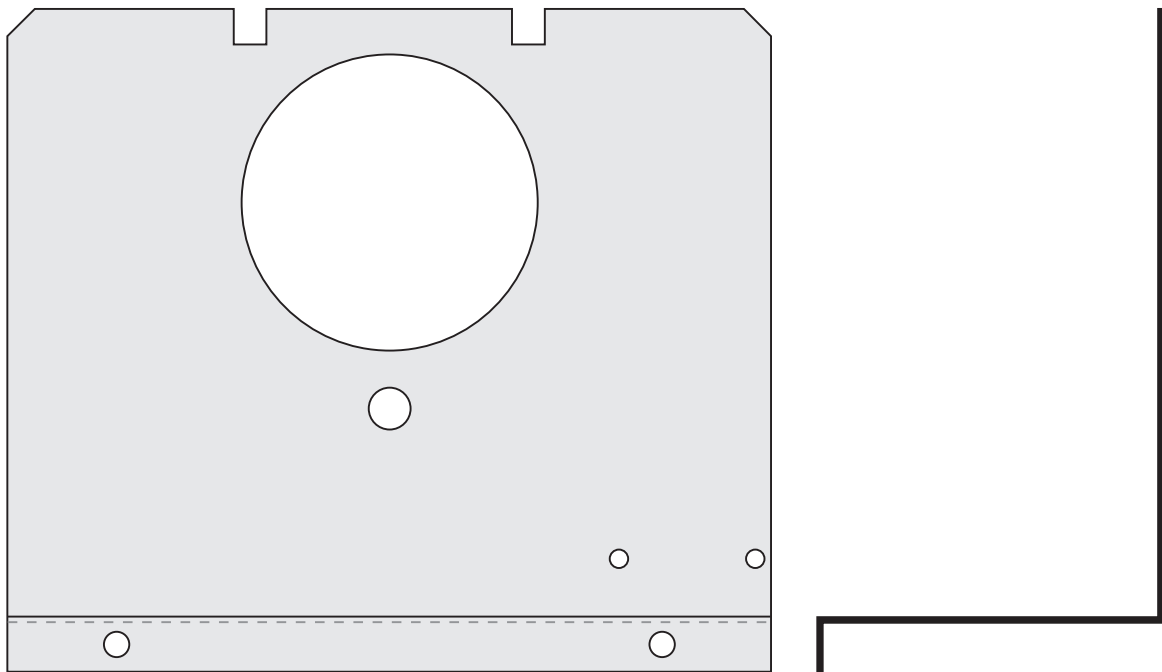
Spare parts:

	Description	Stock No.:	Order No.:	Date:	Product:
1	Heat shield			27.3.1998	SC - 740
2				Doc. No.: 06.0/98	
3				Sheet:	Document: Heat shield
4					



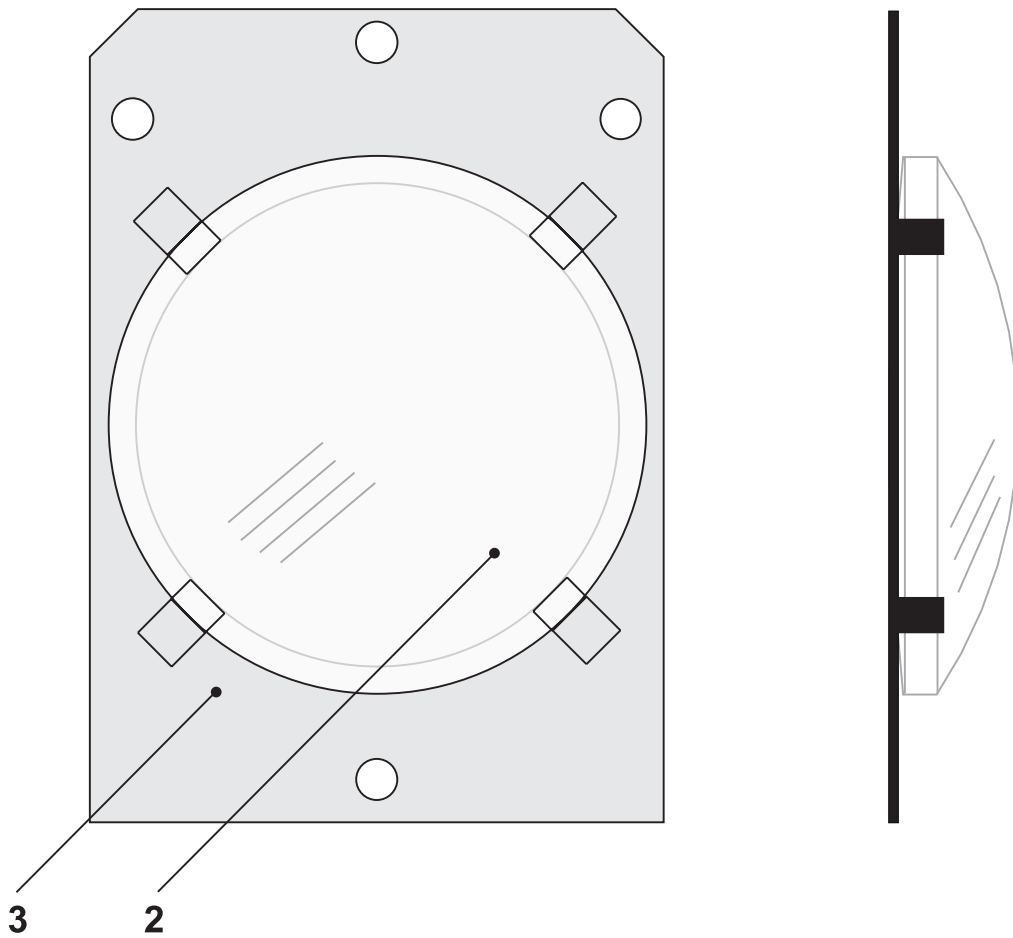
Spare parts:

	Description	Stock No.:	Order No.:	Date:	Product:
1	Aspherical lens condensor 1 modul			27.3.1998	SC - 740
2	Aspherical lens condens.1 D=52, F=35	210500055		07.0/98	
3	Aspherical lens holder			Sheet:	Document: Aspherical lens condensor 1 modul
4	Aspherical lens clamp leaf				



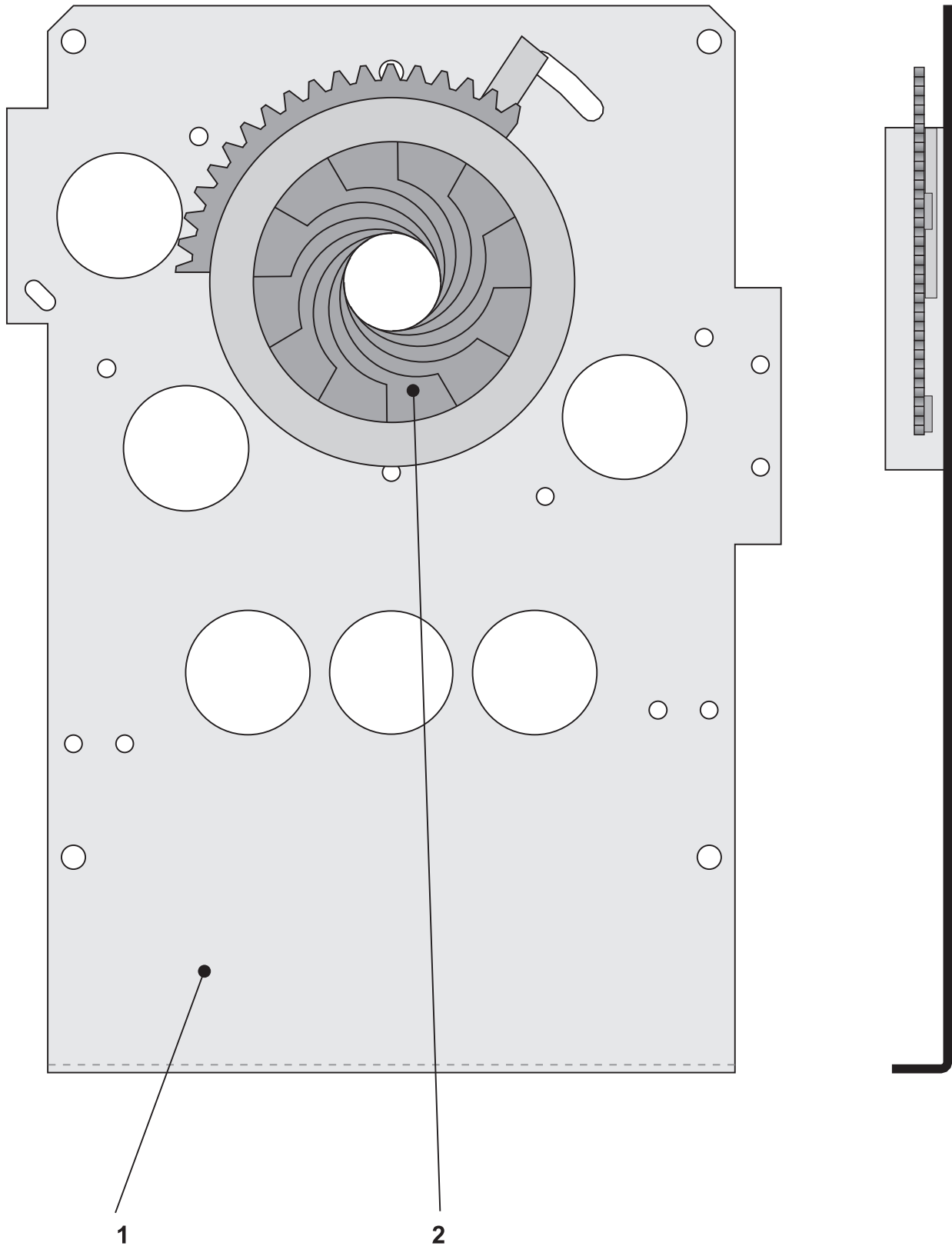
Spare parts:

	Description	Stock No.:	Order No.:	Date:	Product:
1	Fan shield			27.3.1998	SC - 740
2				Doc. No.: 08.0/98	
3				Sheet:	Document: Fan shield
4					



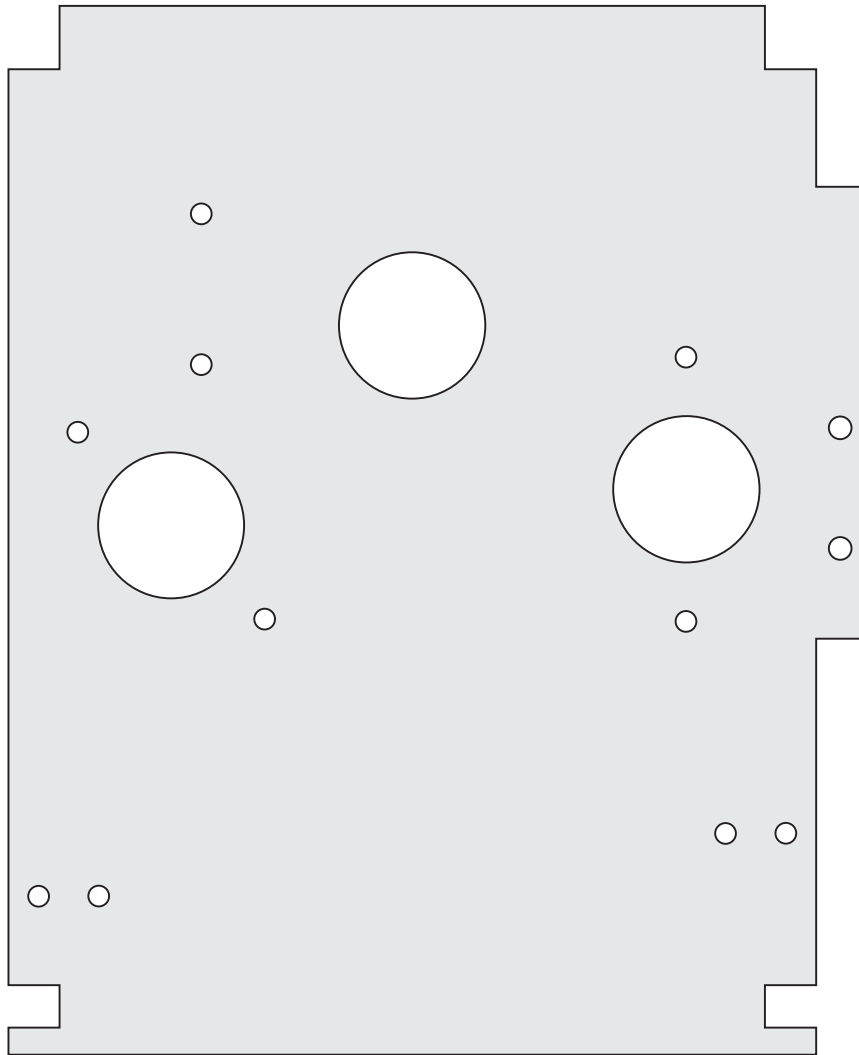
Spare parts:

	Description	Stock No.:	Order No.:	Date:	Product:
1	Lens condensor 2 modul			27.3.1998	SC - 740
2	Lens conden.2 D=56, F=80 +3/+10BCX	210700020		09.0/98	
3	Lens holder			Sheet:	Document:
4					Lens condensor 2 modul



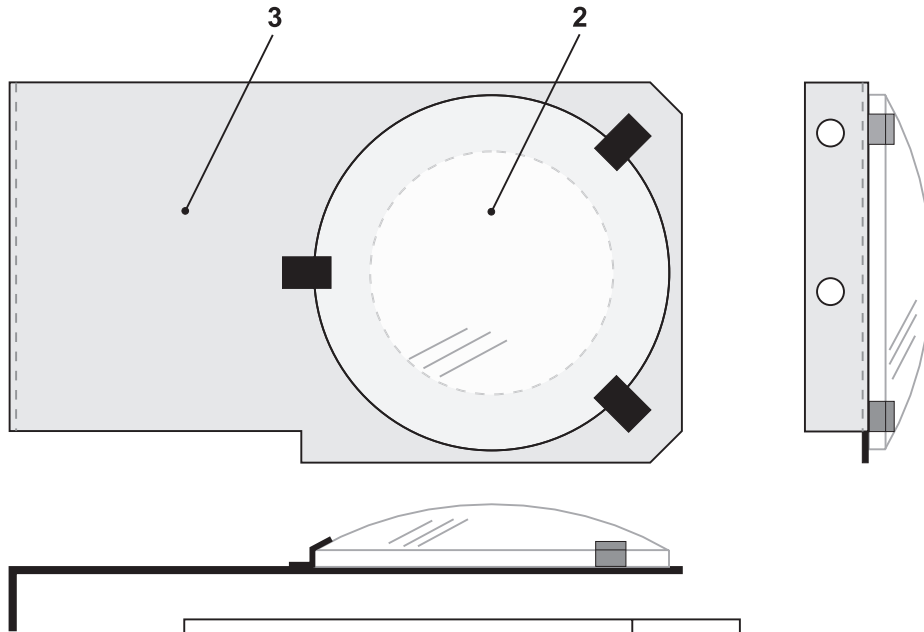
Spare parts:

	Description	Stock No.:	Order No.:	Date:	Product:
1	Iris unit plate			27.3.1998	SC - 740
2	Iris D=40	110510100		10.0/98	
3				Sheet:	Document:
4					Iris modul

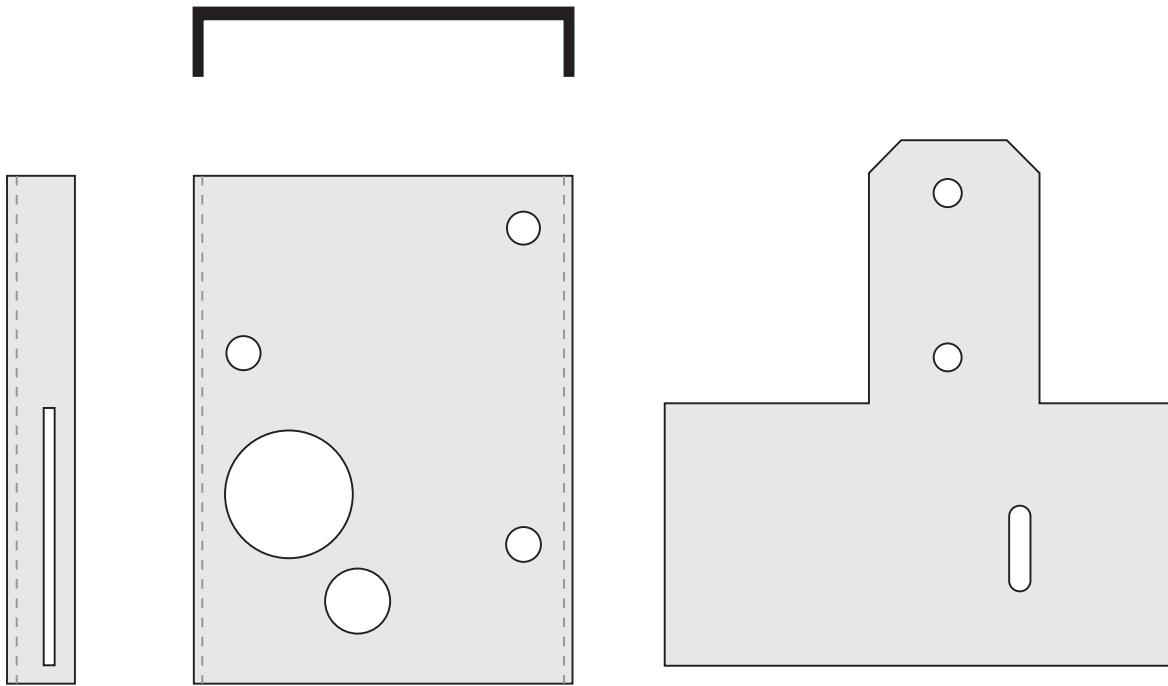


Spare parts:

	Description	Stock No.:	Order No.:	Date:	Product:
1	Color unit plate			27.3.1998	SC - 740
2				Doc. No.: 11.0/98	Document:
3				Sheet:	Color unit plate
4					



Name: FOCUS LENS MODUL	Pos.: 1
-------------------------------	---------



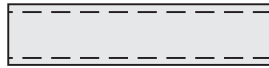
Pos.: 4

Pos.: 5

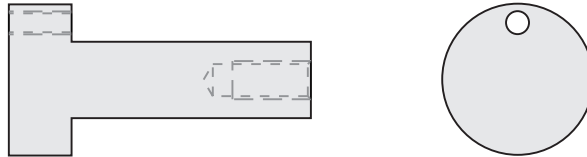
Spare parts:

	Description	Stock No.:	Order No.:
1	Focus lens modul		
2	Focus lens D=56, +8/0 PCX G/V	210700030	
3	Focus lens holder		
4	Focus unit slider		
5	Focus support plate		
6			

Date: 27.3.1998	Product: SC - 740
Doc. No.: 12.0/98	Document: Focus device
Sheet:	



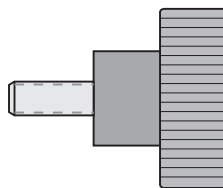
Pos.: 1



Pos.: 2



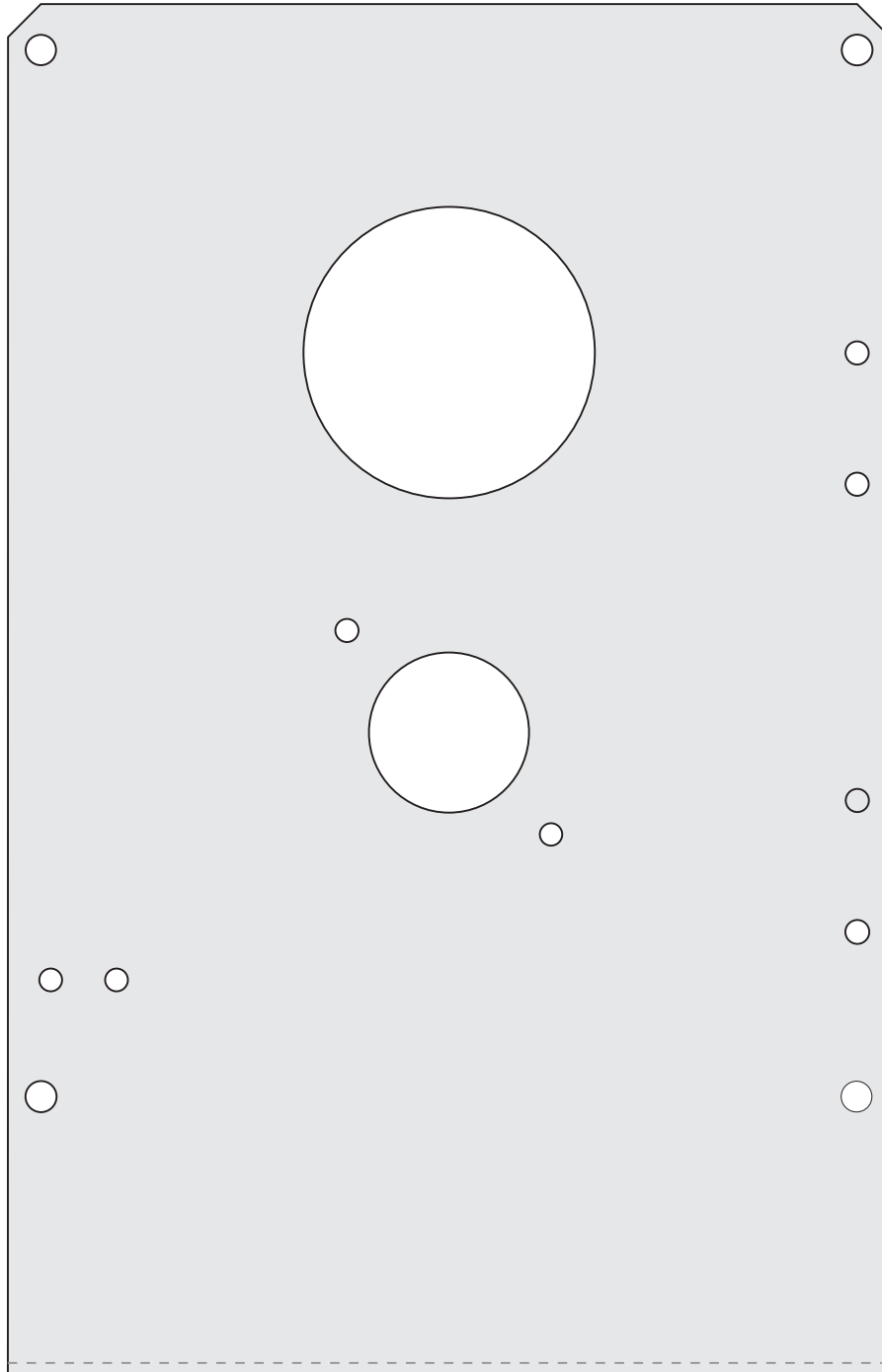
Pos.: 3



Pos.: 4

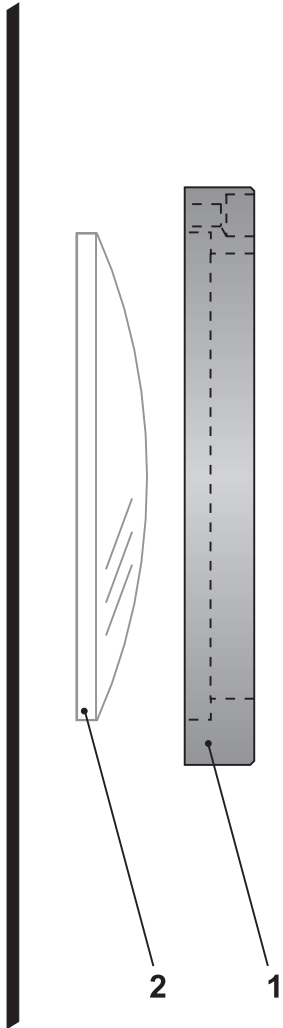
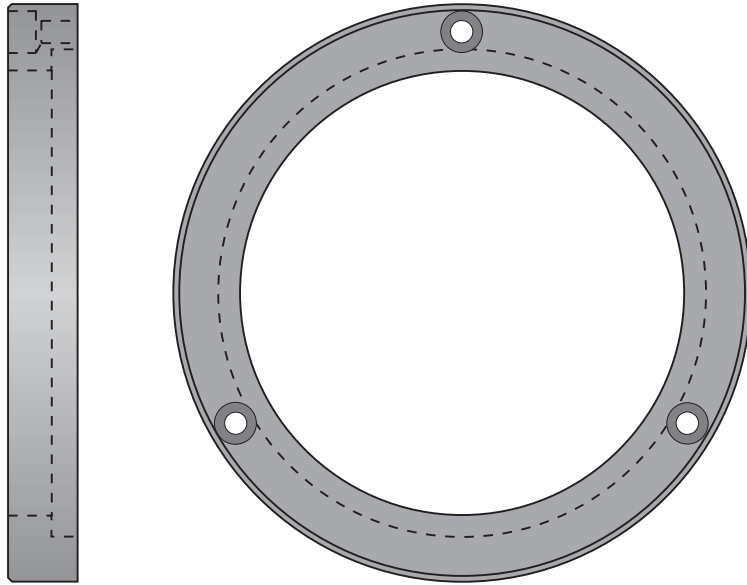
Spare parts:

	Description	Stock No.:	Order No.:	Date:	Product:
1	Focus spacer $\varnothing 8$, L=35			27.3.1998	SC - 740
2	Focus turning spacer L=38,5	110510100		Doc. No.: 13.0/98	Document:
3	Focus spring			Sheet:	Focus adjusting parts
4	Focus adjusting knob screw				



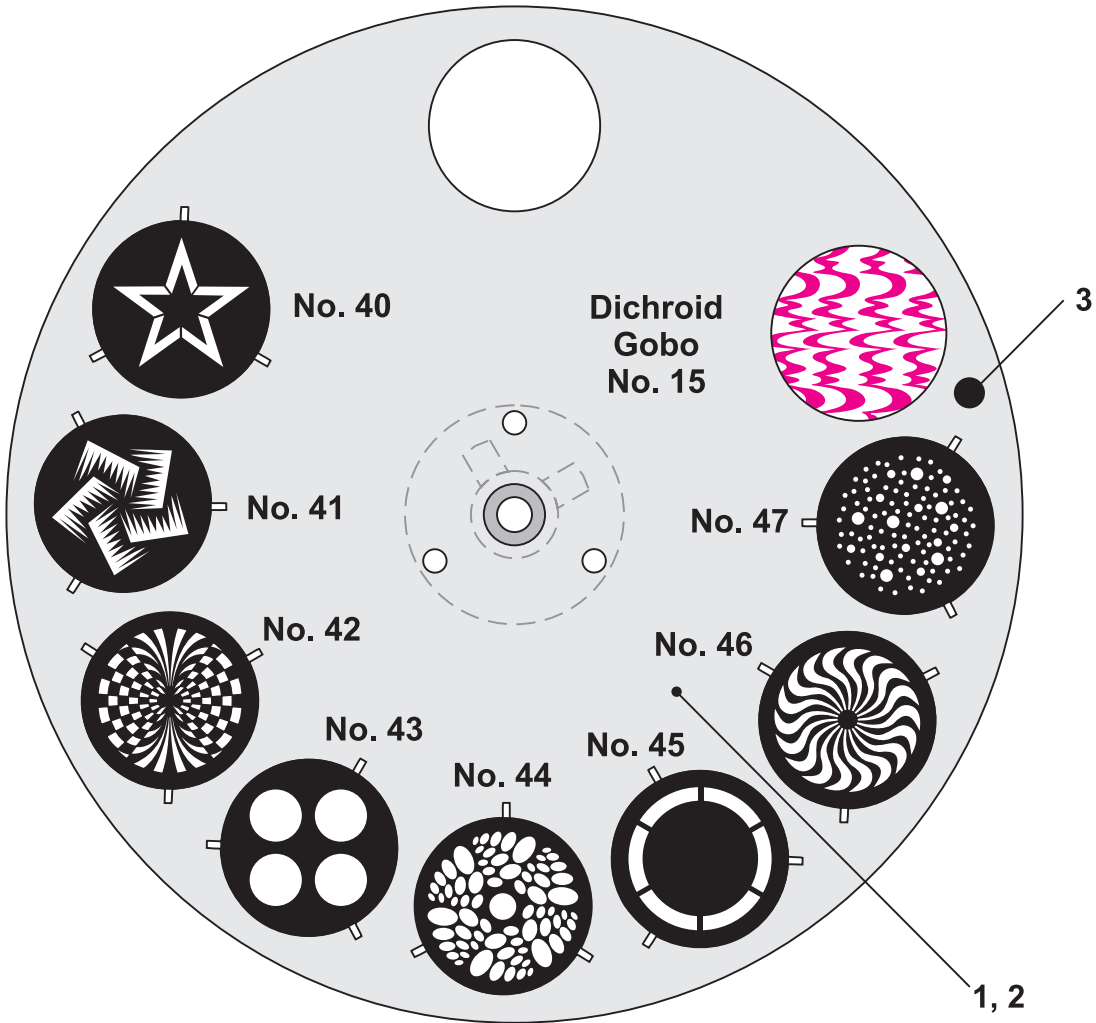
Spare parts:

	Description	Stock No.:	Order No.:	Date:	Product:
1	Effect unit plate			27.3.1998	SC - 740
2				Doc. No.: 14.0/98	
3				Sheet:	Document: Effect unit plate
4					



Spare parts:

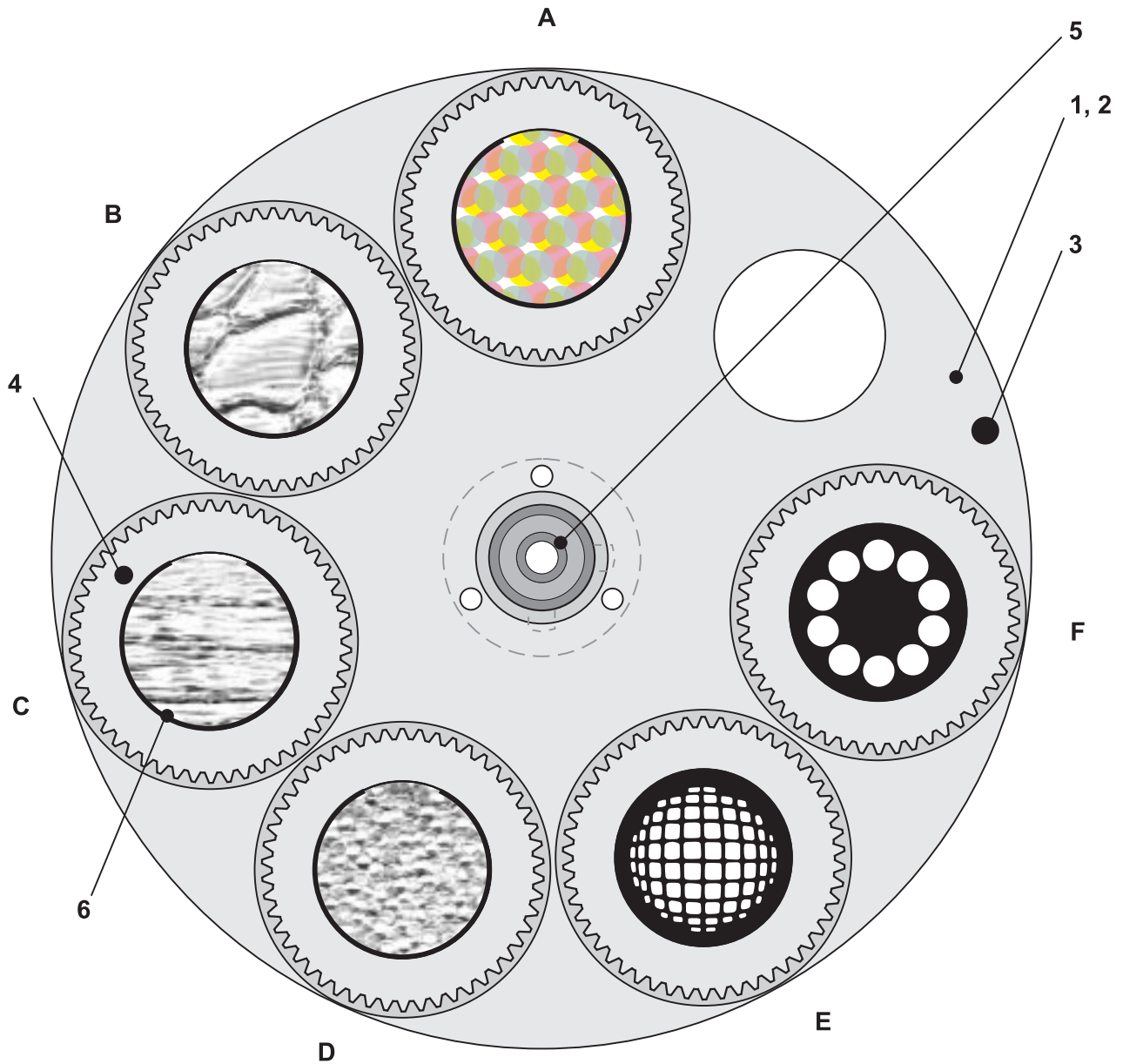
	Description	Stock No.:	Order No.:	Date:	Product:
1	Output lens holder stand. wide	120310607		27.3.1998	SC - 740
2	Lens D=70, F=300, +3,5/0 PCX st. wide	210700035		Doc. No.: 15.0/98	
3				Sheet:	Document: Output lens holder stand. wide
4					



	GOBOS	Order No:	Stock number
	No. 40	51836290	251836290
	No. 41	51836291	251836291
	No. 42	51836292	251836292
	No. 43	51836293	251836293
	No. 44	51836294	251836294
	No. 45	51836295	251836295
	No. 46	51836296	251836296
	No. 47	51836297	251836297
	Dichroid-Gobo No. 15	51836365	251836365

Spare parts:

	Description	Stock No.:	Order No:	Date: 27.3.1998	Product: SC - 740
1	Gobo wheel plate incl. gobos + magnet	250100165		Doc. No.: 16.0/98	Document: Gobo wheel
2	Gobo wheel plate			Sheet:	
3	Magnet	470100500			
4					

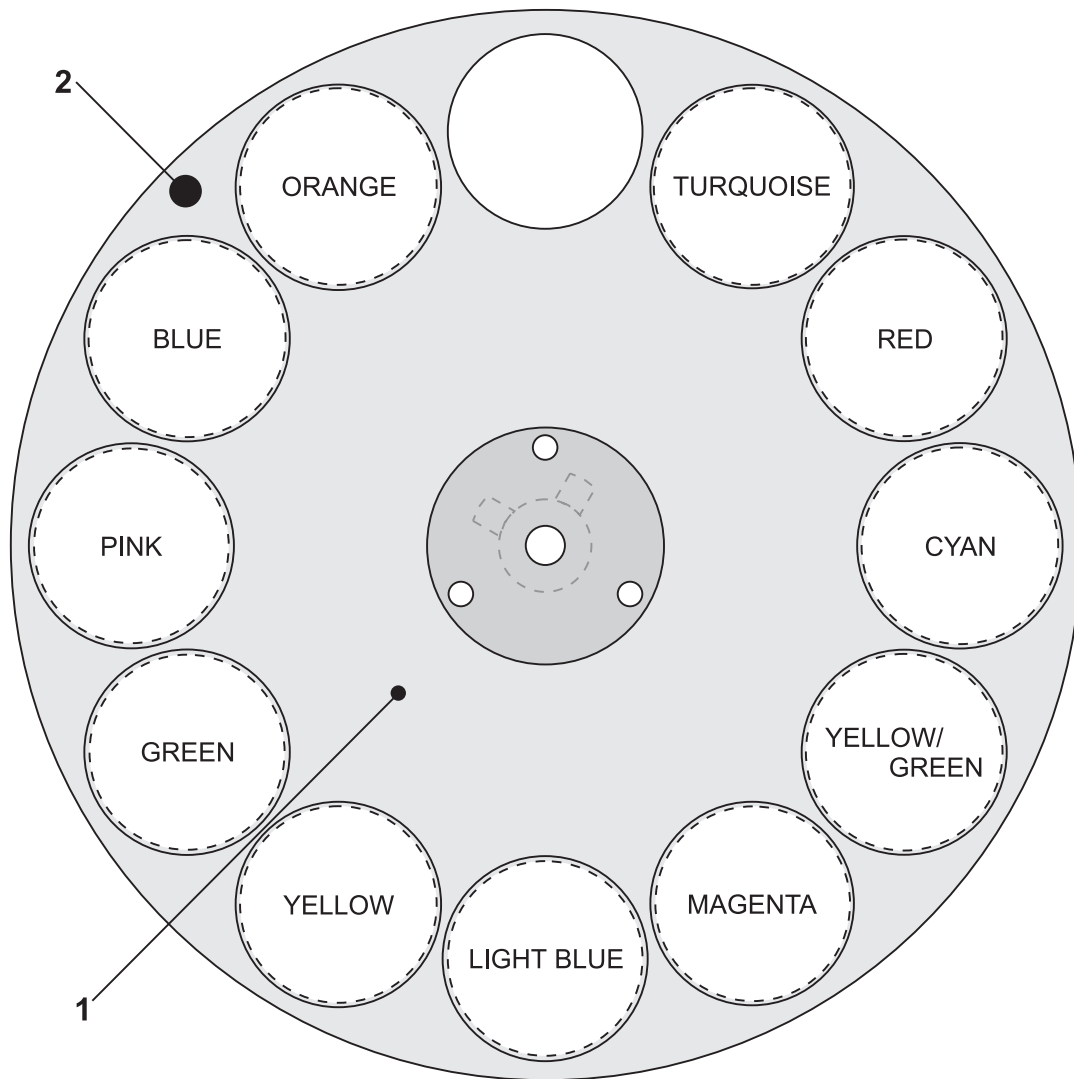


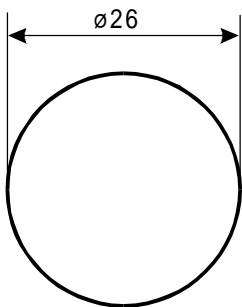
Pos.:	Description	Order No.:	Stock No.:
A	MULTICOLOR GOBO No:1	51836381	251836381
B	GLASS GOBO No:2	51836402	251836402
C	GLASS GOBO No:3	51836403	251836403
D	GLASS GOBO No:11	51836411	251836411
E	GOBO No:49	51836299	251836299
F	GOBO No:48	51836298	251836298

Spare parts:

	Description	Stock No.:	Order No
1	Rotation gobo wheel with gobos	250100910	
2	Rotation gobo wheel without gobos		
3	Magnet $\varnothing 4$, L=2,4	470100501	
4	Magnet $\varnothing 4$, L=1,6	470100500	
5	Ball bearing 625 ZR	170100100	
6	Clamp ring for rot. gobo		

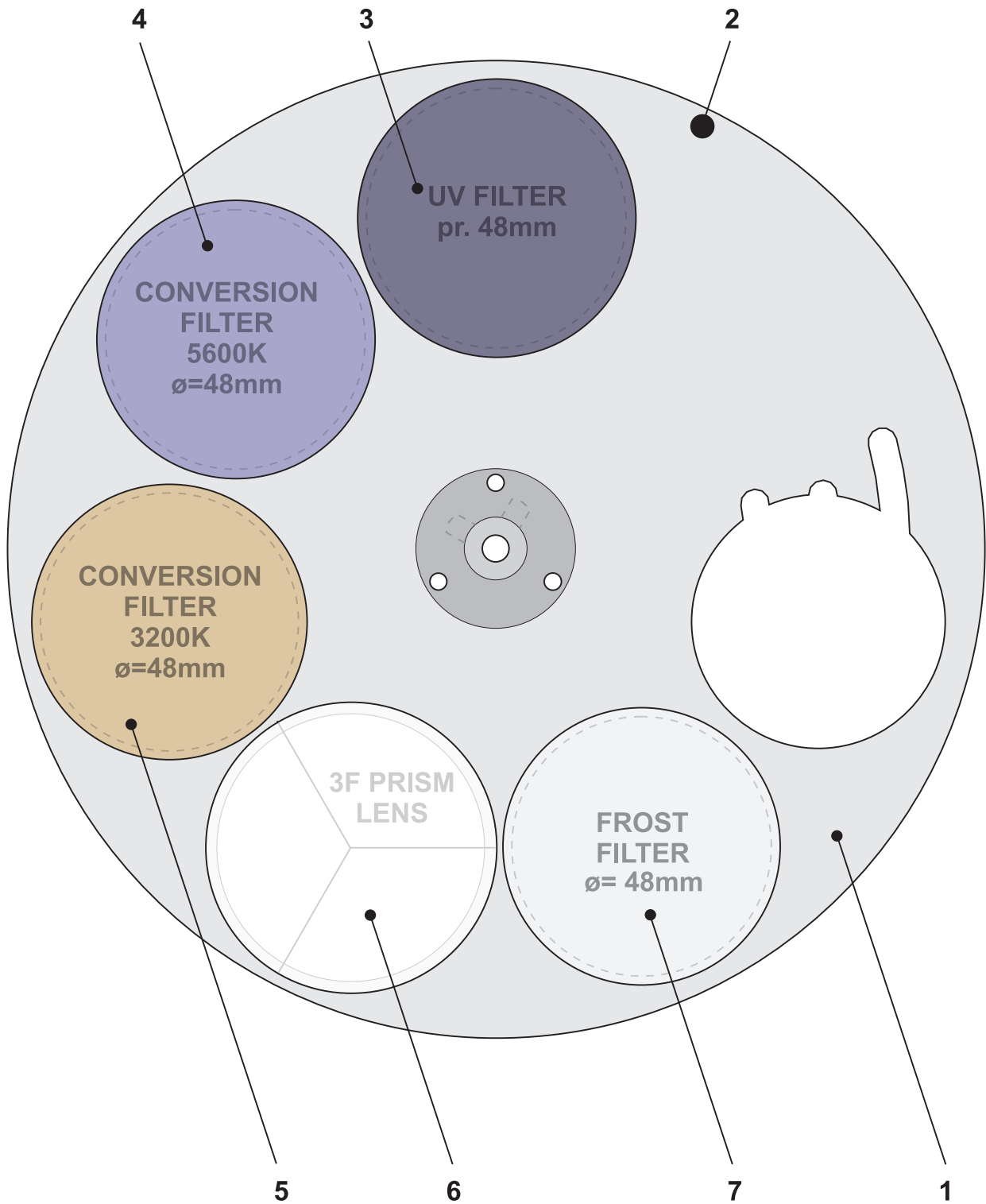
Date:	27.3.1998	Product:	SC - 740
Doc. No.:	17.0/98	Document:	Rotation gobo wheel
Sheet:			



	COLOURS	Order No:	Stock number
	TURQUISE	E	220330030
	RED	E	220330021
	CYAN	E	220330022
	YELLOW / GREEN	E	220330029
	MAGENTA	E	220330024
	LIGHT BLUE	E	220330023
	YELLOW	E	220330025
	GREEN	E	220330028
	PINK	E	220330031
	BLUE	E	220330026
	ORANGE	E	220330027

Spare parts:

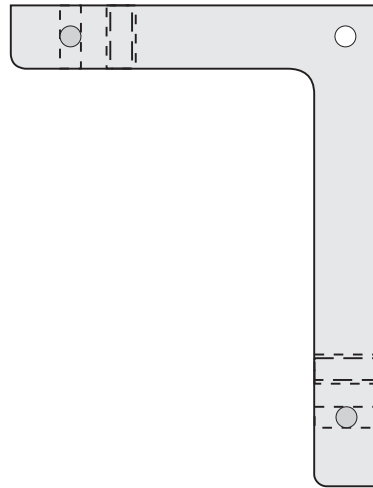
Description	Stock No.:	Order No:	Date:	Product:
1 Col. wheel plate incl. dichr.colors+mag	250100198		27.3.1998	SC - 740
2 Magnet ø4, L=2,4	470100501		Doc. No.: 18.0/98	
3			Sheet:	Document: Color wheel
4				



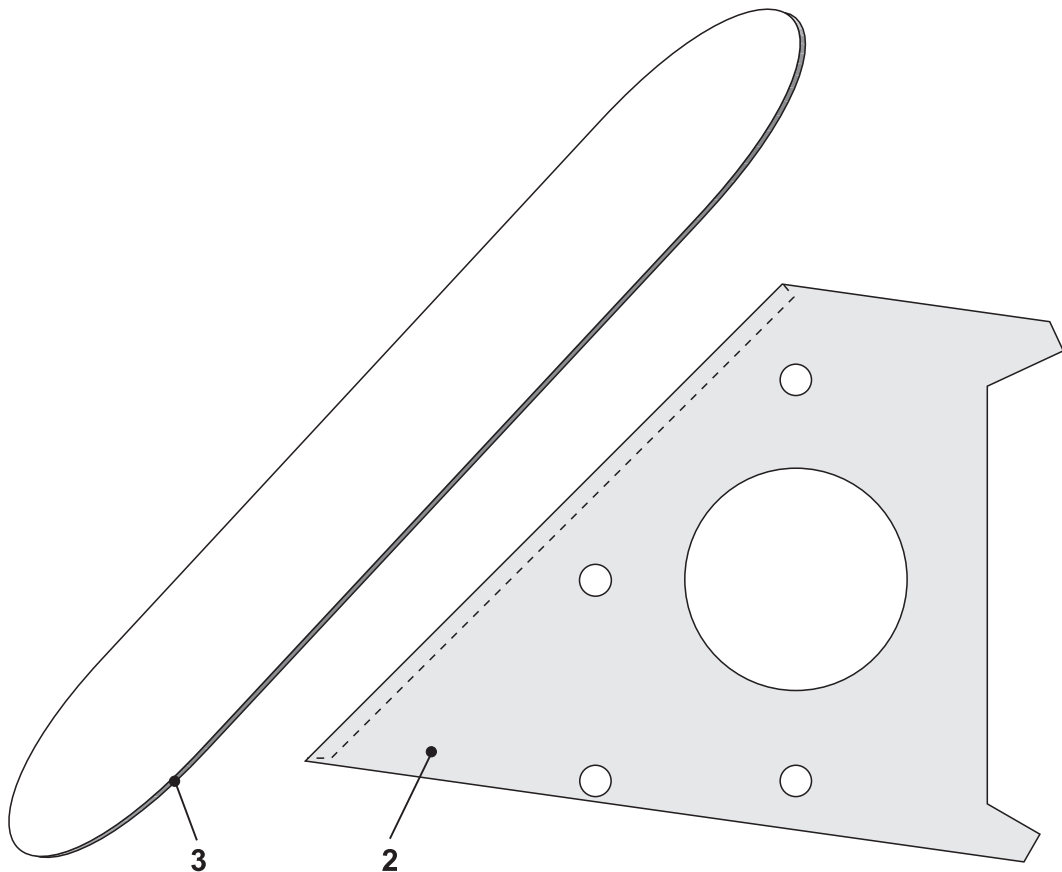
Spare parts:

	Description	Stock No.:	Order No.:
1	Effect wheel plate	250100135	
2	Magnet $\varnothing 4$, L=2,4	470100501	
3	UV filter $\varnothing 48$	220330650	
4	Conversion filter 5600°K $\varnothing 48$	220330640	
5	Conversion filter 3200°K $\varnothing 48$	220330645	
6	3F prism lens $\varnothing 47$	210300030	
7	Frost filter $\varnothing 48$	211000148	
8			

Date:	27.3.1998	Product:	SC - 740
Doc. No.:	19.0/98	Document:	Effect wheel
Sheet:			

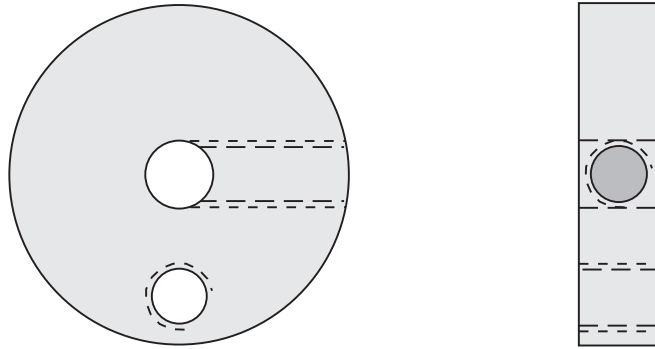


Pos.: 1

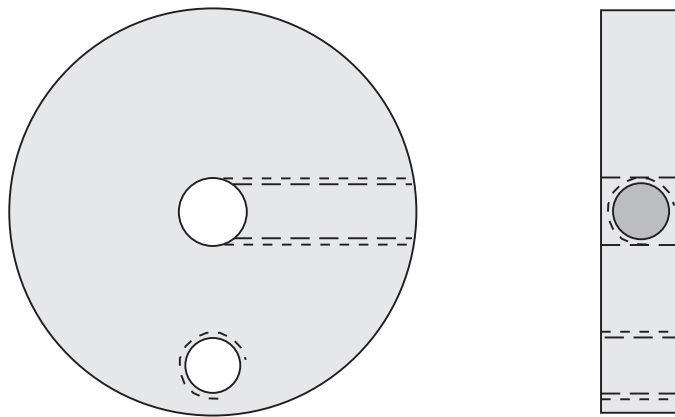


Spare parts:

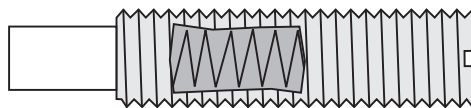
	Description	Stock No.:	Order No:	Date:	Product:
1	Tilt mirror holder	120110050		27.3.1998	SC - 740
2	Mirror holder			20.0/98	
3	Mirror	240100510		Sheet:	Document:
4					Mirror holder



Pos.: 1



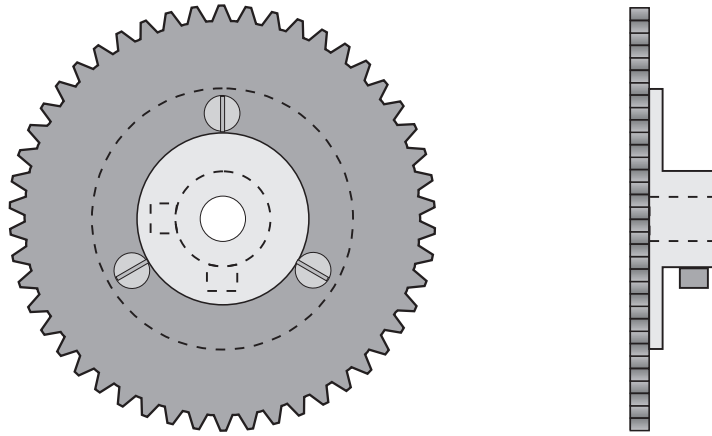
Pos.: 2



Pos.: 3

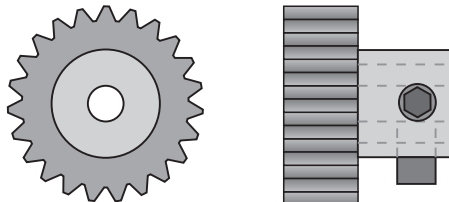
Spare parts:

	Description	Stock No.:	Order No.:	Date:	27.3.1998	Product:
1	Dumper wheel $\varnothing=26$	120210200				SC - 740
2	Dumper wheel $\varnothing=30$	120310514				
3	Stepper motor dumper	110501100				Document:
4						Stepper motor dumper device



Spare parts:

	Description	Stock No.:	Order No.:	Date:	Product:
1	Gobo gear			27.3.1998	SC - 740
2				Doc. No.: 22.0/98	
3				Sheet:	Document:
4					Rotating gobo gear



Spare parts:

	Description	Stock No.:	Order No.:	Date:	Product:
1	Iris gear			27.3.1998	SC - 740
2				Doc. No.: 23.0/98	
3				Sheet:	Document:
4					Iris gear



Pos.: 1



Pos.: 2



Pos.: 3



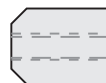
Pos.: 4



Pos.: 5



Pos.: 6




Pos.: 8

Spare parts:

	Description	Stock No.:	Order No.:
1	Spacer 1 ø=8, L=5	120310516	
2	Spacer 2 ø=8, L=6	120310560	
3	Spacer 3 ø=8, L=7	120310619	
4	Spacer 4 ø=8, L=9	120310582	
5	Spacer 5 ø=8, L=14	120310508	
6	Spacer 6 ø=8, L=15	120310655	
7	Pan spacer ø=10, L=13	120310103	
8			

Date: 27.3.1998	Product: SC - 740
Doc. No.: 24.0/98	Document: Spacers
Sheet:	



Pos.: 1



Pos.: 2



Pos.: 3

Spare parts:

	Description	Stock No.:	Order No:	Date:	Product:
1	Unit holding rod 1 $\phi=7,5$ L=38,5	120310652		27.3.1998	SC - 740
2	Unit holding rod 2 $\phi=7,5$ L=69	120310650		18.0/98	
3	Unit holding rod 3 $\phi=10$ L=120	120310651		Sheet:	Document:
4					Color wheel